



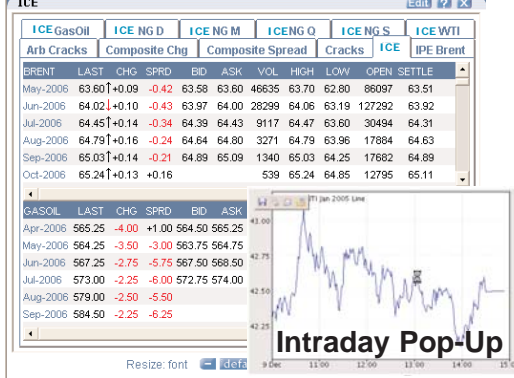
Real-time & Historical Futures Data Inside OILwatch.

The IntercontinentalExchange (ICE) operates the leading market for trading Brent crude futures -- the key benchmark for pricing crude oil produced and consumed outside of the United States -- as well as a range of refined oil products. ICE also operates the primary market for trading cleared OTC Henry Hub contracts - the most actively traded natural gas hub in North America. OILspace is a proud partner of ICE and distributes ICE futures in its fully web-based energy portal OILwatch.

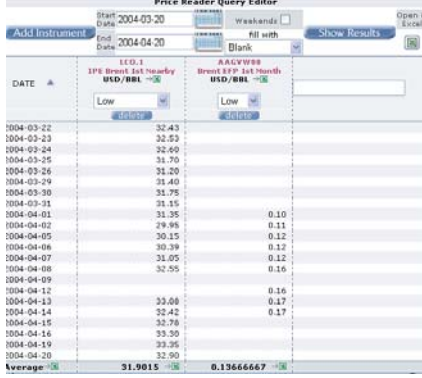
ICE Content & Decision Support Tools Inside OILwatch:

- **ICE Instruments::** Live and delayed: ICE Brent, ICE Gasoil, ICE NG M, ICE NG Q, ICE NG S, Arb Cracks, Composite Change, Composite Spread, Cracks
- **ICE Historical Data:** Easily chart historical trends using sophisticated charting analysis tools.
- **ICE Functionality:** Customized panels, click-on charting, real-time DDE link to Excel for live charting.
- **ICE On-The-Go:** Track & chart real-time ICE futures from your PDA or BlackBerry.

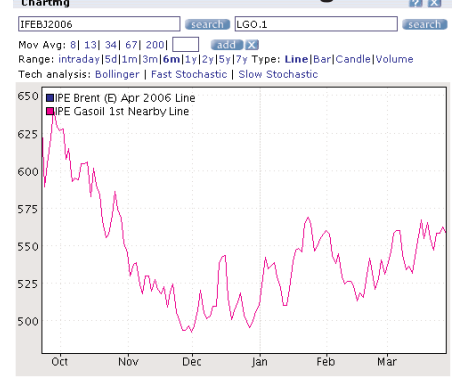
Real-Time Ice Futures



Historical Prices



Sophisticated Charting

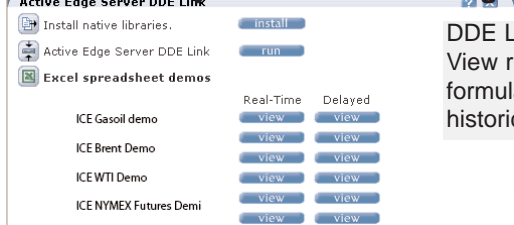


Futures tick in real-time as markets change. Easily customize tabs to view the data you want to track. Intraday charting allows you to see a pop-up chart of the day's trading activity by clicking on any futures price. You can view the source data and also download into Excel.

Historical price reader allows you to easily click and choose contract types via a pre-set list, and choose date ranges to analyze historical trends. Easily export into Excel or save queries for later analysis.

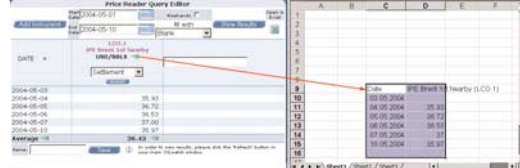
ICE data can be presented as Bar, Candle and Line charts to chart historical data through our standard charting tool. You can also chart volumes traded on specific days. Interactive Charting with custom-built displays and formulas enables more sophisticated charting of ICE data. Export or save for further analysis and integration with external info.

DDE Links: Dynamic Data Exchange



DDE Link is a tool to create dynamic connection between OILwatch and Excel. View real-time data in your Excel spreadsheet and use them in your analytical formulas. Drag-and-drop action from Price reader allows you to combine static historical prices with dynamic prices.

DDE Links With Price Reader



Building Successful Supply Chains - One Solution At A Time.

www.oilspace.com



For Energy Market Information & Decision Support Tools, Energy Pros Choose OILwatch

OILwatch is brought to you by OILspace, a global industry leader delivering energy market information, content management tools, and supply chain management solutions. OILwatch is the world's first fully Internet-based energy information portal bringing energy buyers, sellers, traders, analysts and back office personnel globally a single source to view critical energy news and pricing benchmarks essential for making minute-by-minute financial decisions. Benchmarks include crude oil, natural gas, refined products, LPGas, petrochemicals, metals and Forex.



Its intuitive interface allows you to easily browse through panels of market data to swiftly track, chart and forecast transactions; and sophisticated charting and analytical tools allow you to identify risks, trends and profitable opportunities ahead of competitors. OILwatch is the single market data system that allows companies to save money traditionally spent on implementing, integrating and maintaining complex, multiple legacy systems. Fully web-based, with unparalleled service reliability, OILwatch provides essential market visibility while in the office or traveling via handheld wireless PDA and BlackBerry devices.

OILwatch Features

- ▲ Access real-time and historical news and pricing from leading media and exchanges.
- ▲ Integrate dynamic prices into Microsoft Excel using Dynamic Data Exchange (DDE). Update your portfolios and analyze risk in real time.
- ▲ Create formulas to develop strategies, analyze monthly performance, link to personal positions and monitor risk levels.
- ▲ Use "keyword search and find" to easily locate important current and past news.
- ▲ Collaborate and communicate with colleagues via secure OILwatch Bulletin Boards: Post messages to administrator-defined groups, search archived messages and personalize entries.
- ▲ Analyze intraday, daily, weekly and monthly market data using powerful advanced charting tools with custom-built displays and formulas, or export into Excel for further analysis and integration with external information.
- ▲ Utilize sophisticated tools such as the OILwatch Options Calculator and Blending Optimizer.
- ▲ Track foreign exchange rates for Forex trading, corporate hedging and currency conversions. Plus, view intraday and historical Forex graphs.

FREE* 14-Day OILwatch Trial with ICE Futures, Visit:

www.oilspace.com/eng/forms/free_trial.html

* Subject to terms and conditions

Houston • +1.713.589.5307

Shanghai • +86.21.6122.1059

Singapore • +65.6738.6525

London • +44.20.7629.6300

Russia/CIS • +7.495.105.7245

CLIENT SUCCESS

"OILwatch offers great value but the real bonus is the flexibility which we lacked before. Web-based access means we can track prices via a standard Internet connection or PDA."



**Neil Moon, Huntsman
Feedstocks Manager**

Customer Commitment

Our commitment begins from our multi-lingual website at www.oilspace.com and continues across our offices and team members in Houston, London, Singapore, Moscow and Shanghai. OILspace is your full solution partner supporting your business with technical and customer care specialists who speak your language and understand your culture. Our Customer Care Team is dedicated 24 hours, 5 days a week to meet the demands of global businesses with regional needs. Email us at moreinfo@oilspace.com.



Real-time & Historical Futures Data Inside OILwatch.

OILwatch Symbols Guide

ICE Brent Futures	IFFB (M)(Y)
ICE Gas Oil Futures	IFFP (M)(Y)
ICE Nat Gas Futures Monthly	INMN (M)(Y)
ICE Nat Gas Futures Quarters	INQN (M)(Y)
ICE Nat Gas Futures Seasons	INSN (M)(Y)
ICE WTI Futures	IFET (M)(Y)
ICE Heating Oil Futures	IFEO (M)(Y)
ICE RBOB Gasoline	IFEN (M)(Y)