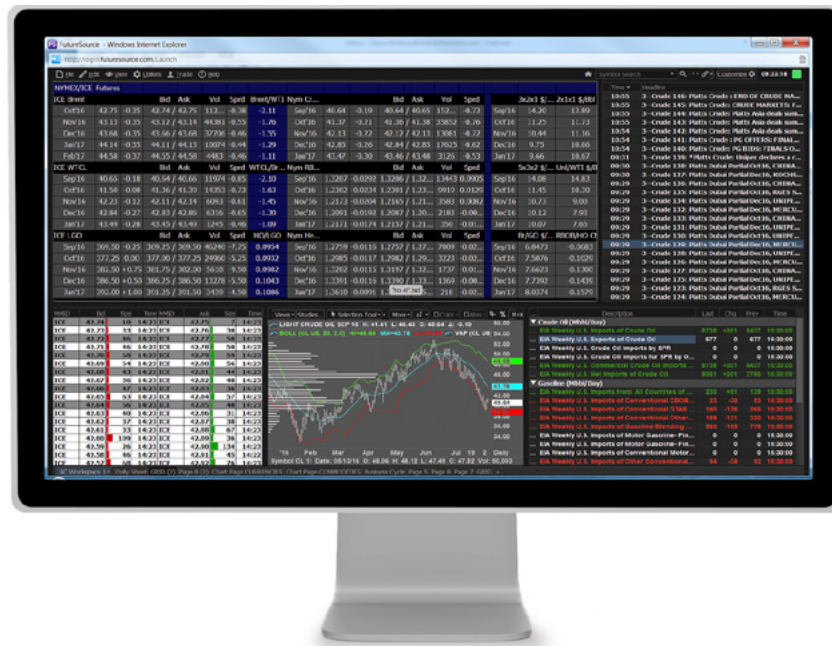


FUTURESOURCE

REAL-TIME MARKET DATA, PRICE REPORTING, NEWS AND CHARTING ACROSS GLOBAL CRUDE AND PRODUCTS MARKETS

FutureSource brings together real-time market data, analytics and Dow Jones news to help you better manage price and currency risk. You can verify pricing and watch spot market formation as it happens with global crude benchmarks from the Price Reporting Agencies, as well as streaming prices from brokers and exchanges. We provide forward curve charting along with S&P Global Platts and Argus commentary to help you better understand price trends and track emerging consensus.



Delivered as a fully-hosted, web and mobile solution with an Excel® add-in built for commodities

traders and analysts, FutureSource can be a cost-effective solution for commodity markets data.

COMPREHENSIVE COVERAGE

- Verify prices with global crude benchmarks along the oil supply chain from leading Price Reporting Agencies such as S&P Global Platts, Argus and OPIS
- Access key indicators in the U.S. Energy Information Administration (EIA) Weekly Petroleum Status Report
- Real-time price discovery with streaming market data from over 100 exchanges, including ICE Futures U.S., ICE Futures Europe, CME and the Shanghai Futures Exchange
- Time and Sales data for a detailed view of trading activity
- Broker data from GFI and ICAP
- Contributed FX prices across the curve including spot and forwards

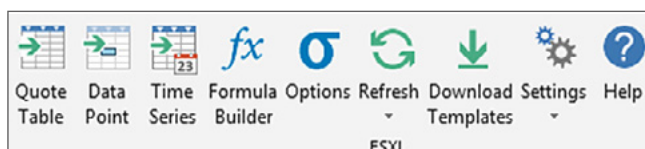


CUSTOMIZED DESKTOP, SPECIALIST SUPPORT

- Work with our specialist team to customize the FutureSource desktop for your specific needs
- Local relationship managers and support professionals available to help with training or product queries

GLOBAL NEWS, COMMENTARY AND SOCIAL MEDIA

- Stay informed with the latest global news from Dow Jones covering the political, economic and environmental stories impacting oil markets
- S&P Global Platts and Argus real-time news, deals, market commentary and intra-day assessments
- Energy Market Insights for a streaming feed of commodity-specific updates from across thousands of twitter, social media and business website sources
- Visualization of trending topics and daily email digests also provided via Energy Market Insights



POWERFUL CHARTING, ANALYSIS AND EXCEL ADD-IN

- Make more informed decisions with interactive charting
- Overlay contracts from this year against the same month in previous years to uncover seasonal trends
- Excel Add-In designed to deal with the complexity of the commodities markets
- Options pricing and 'what-if' analysis to inform hedging decisions

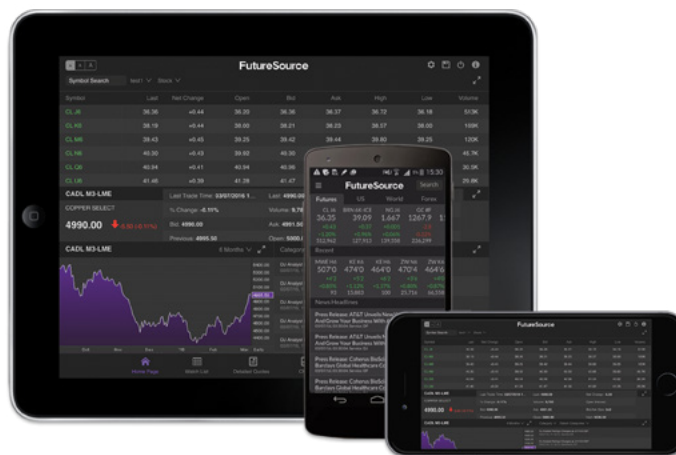
FURTHER INFORMATION

icedataservices@theice.com
theice.com/data

LIMITATIONS: This document is provided for informational purposes only. The information contained in this document is subject to change without notice and does not constitute any form of warranty, representation, or undertaking. Nothing herein should in any way be deemed to alter the legal rights and obligations contained in agreements between Interactive Data and its affiliates (collectively, "Interactive Data") and their clients relating to any of the products or services described herein. Interactive Data makes no warranties whatsoever, either express or implied, as to merchantability, fitness for a particular purpose, or any other matter. Without limiting the foregoing, Interactive Data makes no representation or warranty that any data or information supplied to or by it are complete or free from errors, omissions, or defects. Interactive Data and the Interactive Data logo are service marks of Interactive Data Corporation. FutureSource is a registered service mark of Interactive Data Corporation. Other products, services, or company names mentioned herein are the property of, and may be the service mark or trademark of, their respective owners.

© 2016 Interactive Data
Interactive Data Desktop Solutions (Europe) Limited, authorised and regulated by the Financial Conduct Authority
Interactive Data is a service of Interactive Data (Australia) Pty Ltd provided under AFSL Licence No. 234689.

© 2016 Intercontinental Exchange, Inc. All rights reserved. Intercontinental Exchange and ICE are trademarks of Intercontinental Exchange, Inc. or its affiliates.
For more information regarding registered trademarks see: intercontinentalexchange.com/terms-of-use



MOBILE, PERSONALIZED EXPERIENCE

- Be ready to engage everywhere and at any time on your browser, phone or tablet
- Mobile app available via Google Play and App Store
- User preferences are stored centrally resulting in a personalized experience from anywhere

CLOUD-BASED SOLUTION

- Better manage cost with cloud-based infrastructure managed by ICE Data Services
- Access new features more quickly with a web-based solution