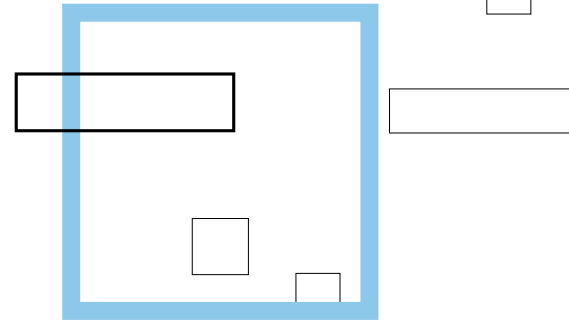




Efficiently trade leading equity benchmarks

ICE Micro MSCI Index Futures



For the first time, micro-sized futures contracts are available on some of the most liquid equity benchmarks in the world. Calculated by MSCI, a leading provider of index solutions serving institutional investors across the world, the MSCI USA and MSCI Europe Indices are designed to capture the full opportunity set in their respective regions.

ICE Micro MSCI Index Futures are highly scalable contracts that enable investors to have control on the level of equity risk they want to manage when trading the European and U.S. equities. These contracts are available for trading on ICE Futures Singapore.

ICE Futures Singapore

Our global infrastructure is engineered to provide markets and clearing services in the time zones and regulatory jurisdictions where our customers do business. As part of that infrastructure, ICE Futures Singapore offers secure, regulated futures trading services (cleared by ICE Clear Singapore), facilitating efficient access for investors in the Asia-Pacific region while offering trading opportunities for investors with a global profile.

Tailored to accommodate the Asian markets, ICE Futures Singapore's portfolio of energy, FX, equity derivatives and digital assets contracts offer a range of hedging tools that enable risk mitigation and drive growth.

Key Attributes

Trade leading equity benchmarks in a cost-effective way on ICE Futures Singapore.

- **Simple** - Standardized futures contracts referencing the barometers for European and U.S. equities. Both contracts are denominated in USD and are available for trading on a single derivatives exchange
- **Capital Efficient** - Participants can gain exposure to a notional of respectively ~ US\$21,500* and ~ US\$20,000* in the micro MSCI USA and micro MSCI Europe contracts with minimal upfront deposit (Initial Margin available on Margin Scanning)
- **Liquid and Transparent** - Tradable via a transparent orderbook where appointed market makers provide intraday liquidity during Asian trading hours

Contract Specifications

	ICE Micro MSCI USA Index Futures	ICE Micro MSCI Europe Index Futures
Underlying Index	MSCI USA (Price Return) Index (USD)	MSCI Europe (Price Return) Index (USD)
Bloomberg Index Ticker	MXUS Index	M3EU Index
Reuters RIC	.MIUS00000PUS	.MIEU00000PUS
Contract Symbol	SMU	SME
Minimum Tick Increment (Index Pts)	0.2 / US\$1	0.1 / US\$1
Tick Value	\$1.0	\$1.0
Multiplier	\$5	\$10
Delivery Months	5 quarterly expiries (March, June, September and December cycle)	
Minimum Block Size	50 lots	50 lots
Last Trading Day	3rd Friday of the contract month Trading in the expiring contract ceases at 7:00 PM SGT	
Final Settlement	Cash settlement on the basis of a special calculation of the Index based on the opening prices of the component stocks on the Last Trading Day and provided to the Exchange on such a day.	Cash settlement on the basis of the closing value of the Index in respect of the Last Trading Day.
Trading Hours (SGT)	Monday to Friday, 9:00 a.m. to 6:00 a.m., preopen at 8:55 a.m.	
Exchange / Clearing Venue	ICE Futures Singapore / ICE Clear Singapore	
Bloomberg Futures Ticker	SUSA Index	SEPA Index

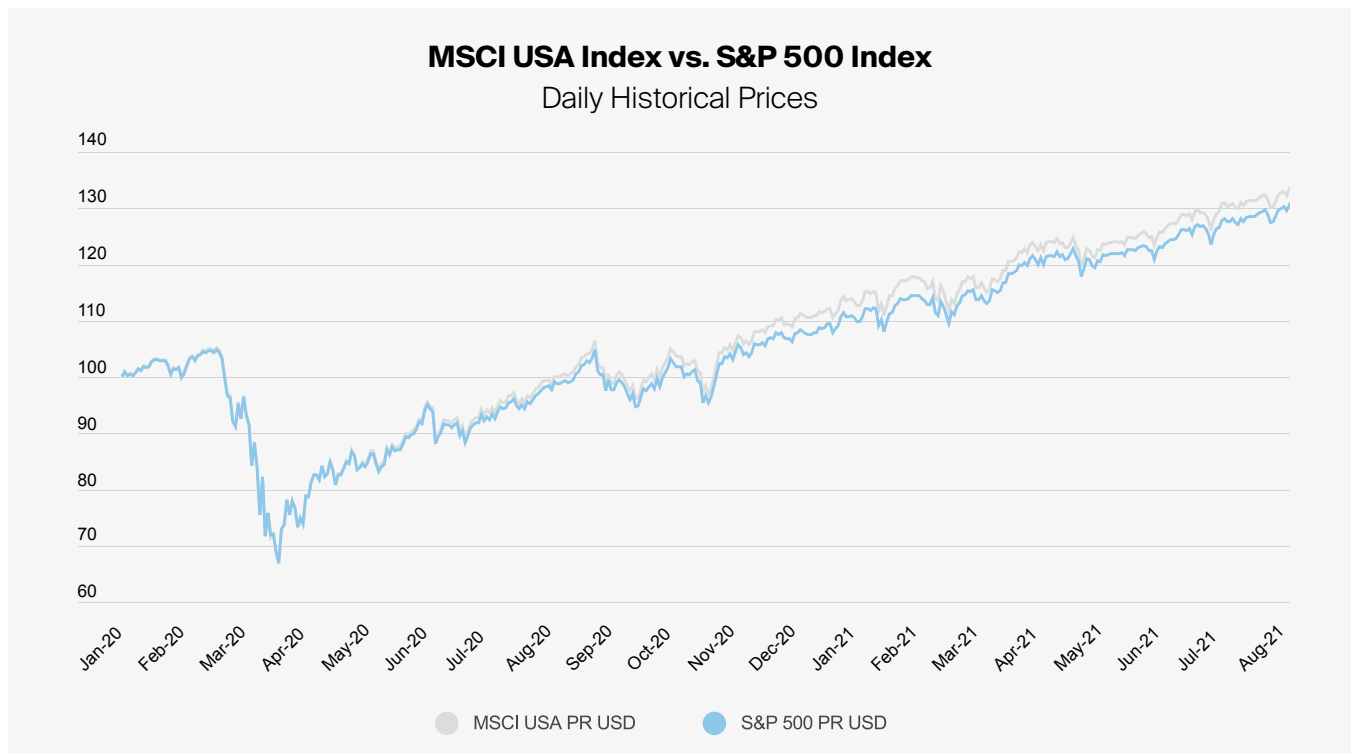
* As of 6 October 2021

Overview of the underlying indices

- The **MSCI USA Index** is a market capitalization weighted index designed to track the performance of large and mid-size companies in the U.S. With over 600 constituents, the index covers approximately 85% of the total U.S. equity market and therefore offers a greater representativity for the mid cap segment of the market than other U.S. equity indices. For more information on the index please visit www.msci.com/zh/usa.

MSCI USA Index Top 10 Constituents

Security	Country	Mkt Cap (USD billions)	Index Weight (%)	Sector
APPLE	USA	\$2,533.68	6.16%	Information Technology
MICROSOFT CORP	USA	\$2,159.95	5.25%	Information Technology
AMAZON.COM	USA	\$1,575.36	3.83%	Consumer Discretionary
FACEBOOK A	USA	\$909.01	2.21%	Communication Services
ALPHABET A	USA	\$870.35	2.11%	Communication Services
ALPHABET C	USA	\$847.23	2.06%	Communication Services
TESLA	USA	\$602.43	1.46%	Consumer Discretionary
NVIDIA	USA	\$557.83	1.36%	Information Technology
JP MORGAN CHASE & CO	USA	\$484.19	1.18%	Financials
JOHNSON & JOHNSON	USA	\$455.92	1.11%	Health Care

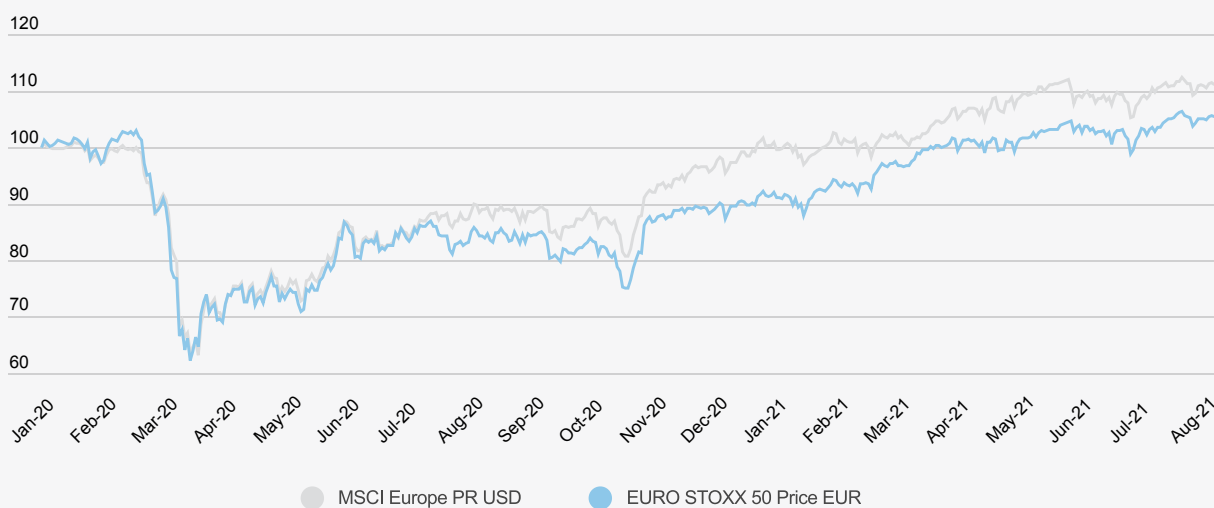


- The **MSCI Europe Index** is a market capitalization weighted index designed to track the performance of large and mid-size companies in Europe. With over 400 constituents, this broad market index covers approximately 85% of the total European equity universe. European markets included in the index are covering all major developed markets in Europe: United Kingdom, Eurozone, Switzerland and the Nordic countries. For more information visit: www.msci.com/zh/europe.

MSCI Europe Index Top 10 Constituents

Security	Country	Mkt Cap (USD billions)	Index Weight (%)	Sector
NESTLE	Switzerland	\$364.01	3.22%	Consumer Staples
ASML HLDG	Netherlands	\$348.87	3.08%	Information Technology
ROCHE HOLDING GENUSS	Switzerland	\$282.05	2.49%	Health Care
NOVARTIS	Switzerland	\$228.35	1.82%	Health Care
LVMH MOET HENNESSY	France	\$373.47	1.81%	Consumer Discretionary
ASTRAZENECA	United Kingdom	\$181.51	1.60%	Health Care
NOVO NORDISK B	Denmark	\$176.61	1.48%	Health Care
SAP	Germany	\$184.84	1.39%	Information Technology
UNILEVER PLC (GB)	United Kingdom	\$145.89	1.29%	Consumer Staples
SIEMENS	Germany	\$141.32	1.12%	Industrials

MSCI Europe Index vs. EUROSTOXX 50 Index Daily Historical Prices



Further information:
ice.com/micro-msci
 +65 6594 0160 / asiapacific@theice.com

This publication is for information only and does not constitute an offer, solicitation or recommendation to acquire or dispose of any investment or to engage in any other transaction. © 2021 Intercontinental Exchange, Inc. The information and materials contained in this publication - including text, graphics, links or other items - are provided for general information only on an "as is" and "as available" basis and does not have regard to any specific investment objectives, financial situation or particular needs of the person who may receive it. Although this publication is issued in good faith, no representations, warranties or guarantees, whether express or implied, are or will be made in respect of the information contained herein. Intercontinental Exchange, Inc. and its affiliates ("ICE") exclude all liability arising from or in relation to the accuracy, adequacy, completeness, fitness or timeliness of the information provided. The information in this document is liable to change and ICE undertakes no duty to update such information. You should not rely on any information contained in this publication without first checking that it is correct and up to date. No information set out or referred to in this publication shall form the basis of any contract. The following are trademarks of Intercontinental Exchange, Inc. and/or its affiliated companies: Intercontinental Exchange, ICE, New York Stock Exchange and NYSE. For more information regarding trademarks owned by Intercontinental Exchange, Inc. and/or its affiliated companies see <https://www.intercontinentalexchange.com/terms-of-use>.
 3979