





ICE Risk Free Rate (RFR) Indexes

September 2021



Contents

Executive Summary	3
Calculation Methodology	5
ICE RFR Index - Standard	6
ICE RFR Index - Standard - Calculation for Non-Business Days.....	7
ICE RFR Index - with a 0% floor.....	8
ICE RFR Index - with a Lookback.....	8
Using the ICE RFR Indexes	10
How to Access the ICE RFR Indexes	14
Appendix - Calculation of Index Values for Non-Business Days	15
Disclaimers	18



Executive Summary

The transition from LIBOR to Risk Free Rate (RFR) benchmarks is well underway. The capital markets are transitioning from LIBOR to RFRs and use of RFRs in the derivatives markets has expanded rapidly over the past year.

In addition, the transition in the lending markets has led to numerous market participants calling for RFR indexes that could be used to help calculate and process interest accruals on loans from both a lender's and borrower's perspective.

Central Banks have launched compounded indexes for risk free rates including SOFR, €STR, SONIA and TONA:

[SOFR Index](#) - published by the Federal Reserve Bank of New York.

[€STR Index](#) - published by the European Central Bank.

[SONIA Index](#) - published by the Bank of England.

[TONA Index](#) - published by Quick for the Bank of Japan.

These indexes simplify and standardise the calculation of interest for financial contracts referencing an RFR by providing pre-calculated compound interest values for each business day. This makes these indexes ideal for use in certain financial agreements.

ICE Benchmark Administration Limited (IBA), a leading provider of global interest rate and other financial benchmarks launched ICE SONIA Indexes in April 2021 and is now providing an enhanced set of ICE RFR Indexes that covers all of the above RFRs. The ICE RFR Indexes meet the additional operational and economic requirements of certain lenders and borrowers, as described below.


Operational Considerations

IBA is introducing the ICE RFR Indexes because many lenders and borrowers would like to be able to determine the total interest due on a loan before the end of the accrual period, allowing the borrower and lender to agree on the interest amount that is to be paid and ensure that payment is made and clears on the appropriate day. One way that the interest amount can be calculated before the end of an accrual period is by using a lookback. Specifically, IBA provides RFR Indexes calculated using a lookback without an observation shift, also known as a "lag". The lag calculation is explained within the section ICE RFR Index - Calculation With a Lookback.

Some borrowers would like an RFR Index that provides settings on weekends and bank holidays to facilitate accounting for loan accruals on reporting dates that may not be business days (e.g. quarter-end, or year-end). This will be an important systems issue as these RFRs become the dominant benchmarks in lending markets.

Economic Considerations

If an RFR rate is below zero, lenders would potentially be required to pay interest to borrowers. This could cause difficulties for lenders, especially if deposit rates do not become negative as well (i.e. interest rates paid to "core depositors" are floored at zero). To avoid these issues, some lenders would like to reference an RFR Index with a minimum RFR rate of 0%, also known as a floor of 0%.




IBA is producing the ICE RFR Indexes to address these considerations, as set out in the table below.

Floor	Lag	Lookback (business days)	Index Calculated for Non-Business Days
None	None		Yes
	Lag	2	
		5	
0%	None		
	Lag	2	
		5	

IBA is not explicitly publishing any indexes calculated using a shift, as such indexes can be derived manually using the index with no lookback. For more details on manually shifting an index, refer to the section Using the ICE RFR Indexes.

For consistency all ICE RFR Indexes are published using a base value of 100 and with a precision of 8 decimal places. This matches the approach taken for the official SONIA, €STR and TONA official indexes. For these RFRs the ICE RFR Index with no floor or lag will match the corresponding RFR index published by the relevant central bank.

However, the SOFR index published by the Federal Reserve Bank of New York has a base value of 1 rather than 100. Therefore, the ICE SOFR Index with no floor or lag has a value that is 100 times greater than the Federal Reserve index and will have 2 more digits of precision. For example, on Wednesday 28 July 2021 the SOFR Index published by the Federal Reserve had a value of 1.04215733, whereas the ICE SOFR Index had a value of 104.21573325.



Calculation Methodology

All ICE RFR Indexes use the same underlying calculation methodology for determining index values for business days.

$$\text{Compounded Index}_i = \text{Compounded Index}_{i-1} \times \left(1 + \frac{\text{RFR}_{i-N-1} \times \text{Weighting}}{\text{Day Count Convention}} \right)$$

Where:

Compounded Index_i = The index for business day i, calculated and published on day i. All published ICE RFR Index values are rounded to 8 decimal places. Compound Index₁ = 100.

Day 1 for each of the ICE RFR Indexes without a lookback matches the official RFR index and is as follows:

RFR	Day 1
SOFR	Monday 2 April 2018
€STR	Tuesday 1 October 2019
SONIA	Monday 23 April 2018
TONA	Wednesday 14 June 2017

For indexes with an N day lookback, Day 1 is N business days after the date shown above.

Compounded Index_{i-1} = The index value calculated on business day i-1. While the published value of the index is always rounded to 8 decimal places, the underlying calculation uses the previous day's index value that has been rounded to 18 decimal places.


RFR_{i-N-1} = The RFR rate with an effective date of i-N-1, calculated and published by the relevant official body on business day i-N. Where N is the number of days lookback or 0 for an index without any lookback. For indexes without any lookback, this will be equal to i-1, i.e. the calculation on Day i uses the RFR rate for the previous business day, which is published on day i.

Indexes using a Floor = For an index with a floor, if the RFR value on the relevant business day is below the floor value, then the floor value will be used within the index calculation instead of the actual RFR value. For an index with a floor the rate used in a calculation is as follows.

$$\text{Maximum}(\text{Floor value}, \text{RFR}_{i-N-1})$$

Weighting = The weighting to apply to the RFR rate for business day i-N-1. The Weighting will equal the number of calendar days from business day i-1 to business day i, i.e. the number of calendar days between the previous calendar day and the current calendar day. For a typical week with no holidays, the weighting will be 1 on Monday through to Thursday and 3 on Friday.

Day Count Convention = 360 for SOFR and €STR indexes
365 for SONIA and TONA indexes



ICE RFR Index - Standard

The standard ICE RFR Index replicates the official index calculations.

The index value for each day is calculated using the RFR rate for the previous business day, which is published on the same day as the index calculation.

Example 1: Calculating a SONIA index value for Wednesday 20 January 2021.

- ICE SONIA Index value for the previous business day, Tuesday 19 Jan 2021 = 101.325071500536 (12dp¹)
- SONIA value effective for Tuesday 19 January 2021 = 0.0500%
This is published by the Bank of England on Wednesday 20 January 2021 at around 9:00am, after which the ICE SONIA Index can be calculated.
- There is 1 calendar day between Wednesday 20 January 2021 and the previous business day.

$$\text{Index Value} = 101.325071500536 \times \left(1 + \frac{0.0500\% \times 1}{365} \right)$$

$$\text{Index Value} = 101.325210302004 \text{ (12dp)}$$

$$\text{Published Index Value} = 101.32521030 \text{ (Rounded to 8dp)}$$

Example 2: Calculating a SONIA index value for Monday 22 March 2021.


- ICE SONIA Index value for the previous business day, Friday 19 March 2021 = 101.333121462700 (12dp)
- SONIA value effective for Friday 19 March 2021 = 0.0485%
This is published by the Bank of England on Monday 22 March 2021 at around 9:00am, after which the ICE SONIA Index can be calculated.
- There are 3 calendar days between Monday 22 March 2021 and the previous business day.

$$\text{Index Value} = 101.333121462700 \times \left(1 + \frac{0.0485 \times 3}{365} \right)$$

$$\text{Index Value} = 101.333525407061 \text{ (12dp)}$$

$$\text{Published Index Value} = 101.33352541 \text{ (Rounded to 8dp)}$$

¹ Example calculations within this document are shown to 12 decimal places. This matches the precision supported by Excel and enables these examples to be pasted into a spreadsheet for ease of replication. Actual ICE RFR Index calculations use index values that are rounded to 18 decimal places.



ICE RFR Index - Standard - Calculation for Non-Business Days

The standard ICE RFR Index provides index values for non-business days. The index value for a non-business day is calculated as follows:

$$\text{Compounded Index}_{nbd} = \text{Compounded Index}_{bd} \times \left(1 + \frac{\text{RFR}_{bd-N-1} \times \text{Weighting}}{\text{Day Count Convention}} \right)$$

Where:

Compounded Index_{nbd} = The index value for non-business day, nbd. This index value will be calculated and published on the business day that follows this non-business day.

Compounded Index_{bd} = The index value for the business day, bd, that preceded the non-business day, nbd. For a typical Saturday and Sunday, the preceding business day will be Friday. Index values for non-business days are always calculated based upon the preceding business day and are never calculated based upon the index value for a previous non-business day. For example, the index value for a Sunday is calculated based upon the index value on the preceding Friday, not upon the index value for Saturday.

RFR_{bd-N} = Where N is the number of days lookback, or 0 for an index without any lookback. The RFR rate with an effective date of bd-N, calculated and published on business day bd-N+1. For example, for an index with no lookback, the calculation of an index value for a typical Saturday will reference the RFR rate with an effective date of the previous business day, Friday. This RFR value would be published on Monday. (This is why index values for non-business days can only be published on the following business day.)

Indexes using a Floor = For an index with a floor, if the RFR value on the relevant business day is below the floor value, then the floor value will be used within the calculation instead of that RFR value. For an index with a floor the rate used in a calculation is as follows.

$$\text{Maximum}(\text{Floor value}, \text{RFR}_{bd-N-1})$$

Weighting = The weighting to apply to the RFR rate for business day bd-N-1. The Weighting equals the number of calendar days from business day bd to non-business day nbd. For a typical weekend with no holidays, the weighting will be 1 on Saturday and 2 on Sunday.


Day Count Convention = 360 for SOFR and €STR indexes
365 for SONIA and TONA indexes

The index values for non-business days are calculated and published on the first business day following the non-business day(s). For example, the index values for both a Saturday and Sunday are typically published on a Monday. ICE RFR Index values are always calculated and published on the same days relevant RFR value is published.

Example 3: Calculating a SONIA index value for Sunday 21 March 2021.

- ICE SONIA Index value for the previous business day, Friday 19 March 2021 = 101.333121462700 (12dp²)

² Example calculations within this document are shown to 12 decimal places. This matches the precision supported by Excel and enables these examples to be pasted into a spreadsheet for ease of replication. Actual ICE RFR Index calculations use index values that are rounded to 18 decimal places.



- SONIA value effective for Friday 19 March 2021 = 0.0485%
This is published by the Bank of England on Monday 22 March 2021 at around 9:00am, after which the ICE SONIA Index can be calculated.
- There are 2 calendar days between Sunday 21 March 2021 and the previous business day.

$$\text{Index Value} = 101.333121462700 \times \left(1 + \frac{0.0485\% \times 2}{365} \right)$$

$$\text{Index Value} = 101.333390758941 \text{ (12dp)}$$

$$\text{Published Index Value} = 101.33339076 \text{ (Rounded to 8dp)}$$

IBA chose this approach for calculating non-business day values as it is simple and aligns with upcoming ISDA standards.

ICE RFR Index - Calculation With a 0% floor

This index can be used by borrowers and lenders that do not wish to have negative accruals on RFR based loans.

The ICE RFR Index with 0% floor is calculated using a minimum interest rate of 0%. If the daily RFR value falls below 0% then this index is calculated using 0%, instead of the actual RFR value.

Negative RFR rates result in the index having the same value each day, until the RFR rate becomes positive again.


ICE RFR Index - Calculation With a Lookback

Many lenders and borrowers would like to be able to determine the total interest for a loan before the end of a loan accrual period, or the loan term. This allows the borrower and lender to agree on the interest amount before the end of the term and for the payment from the borrower to the lender to have cleared by the end of the loan accrual period.

Parties to the loan can agree to use a time-shifted view of an RFR rather than the actual RFR rate. This is referred to as a lookback. When a lookback is used, the calculation for each day's interest uses the interest rate for N business days earlier than an index with no lookback. For example, N equals 5 if referencing an RFR value published five business days prior to the index date.

An index calculated using an N day lookback can be calculated and published N days in advance. IBA publishes ICE RFR Indexes using the two most frequently used lookback periods, of 2 business days and 5 business days, corresponding to typical payment clearing timescales.

More specifically, IBA provides RFR Indexes calculated using a lookback with **no observational shift**. This approach is also referred to as a lag. With a lag, the weighting applied to the RFR rate that is referred to within the calculation, is always determined by the calculation period and not the observation period. For example, if on the day of calculation there has been only one calendar day since the last business day, then the RFR rate that is referenced will always have a weighting of 1. This is the case even if the RFR rate that is referred to was for a Friday and would have had a weighting of 3 applied for an index with no lookback. This is illustrated in the following example.



Example 4: Calculating a SONIA index value for Wednesday 20 January 2021, for an index with a 2-day lag.

Note - for this index with a 2-day lag, the index value for Wednesday 20 January 2021 can be calculated and published on **Monday 18 January 2021**, 2 business days earlier than an index with no lookback.


- ICE SONIA Index value for the previous business day, Tuesday 19 January 2021 = 101.324367295616 (12dp³)
- Two business days before Wednesday 20 January is Monday 18 January 2021. The lag calculation refers to the SONIA rate published by the Bank of England on this day. The SONIA rate published on this day has an effective date of Friday 15 January 2021. This day's SONIA rate had a value of 0.0498%
- The weighting applied to this rate is 1 - as there is one calendar day between the day being published (Wednesday 20 January 2021) and the previous business day (Tuesday 19 January 2021). For an index with no lookback, the index value for Monday 18 January would have also been calculated using Friday's rate but in this case the weighting would have been 3, as there are 3 calendar days since the previous business day on Friday.

$$\text{Index Value} = 101.324367295616 \times \left(1 + \frac{0.0498\% \times 1}{365} \right)$$

$$\text{Index Value} = 101.324505540917 \text{ (12dp)}$$

$$\text{Published Index Value} = 101.32450554 \text{ (Rounded to 8dp)}$$

³ Example calculations within this document are shown to 12 decimal places. This matches the precision supported by Excel and enables these examples to be pasted into a spreadsheet for ease of replication. Actual ICE RFR Index calculations use index values that are rounded to 18 decimal places.



Using the ICE RFR Indexes

The ICE RFR Indexes can be used to calculate the annualised interest rate and interest amounts due on an RFR based loan as follows:

- Step 1 - Use the index to calculate the annualised interest rate
- Step 2 - Round the calculated rate to the precision specified in the loan contract
- Step 3 - Add any specified spread(s)
- Step 4 - Use the rounded interest rate and spread(s) to calculate the interest amount

Step 1 - Calculating the Annualised Interest Rate

The annualised interest rate on a loan is calculated using the following formula.

$$\text{Annualised Interest Rate} = \left(\frac{\text{Index Value on End Date}}{\text{Index Value on Start Date}} - 1 \right) \times \frac{\text{Day Count Convention}}{\text{Duration in Days}}$$

Example for a loan based upon the ICE SONIA index with a 5-day lag and a 0% floor. (These index values are published 5 business days in advance.)

Loan is for £100m with a duration of 14 days, from Monday 1 March 2021 to Monday 15 March 2021

Index Publication Date	Index Effective Date	Index Value
Mon 22 Feb 2021	Mon 01 Mar 2021	101.32971368
Tue 23 Feb 2021	Tue 02 Mar 2021	101.32984971
Wed 24 Feb 2021	Wed 03 Mar 2021	101.32998463
...
Mon 08 Mar 2021	Sat 13 Mar 2021	101.33136384
Mon 08 Mar 2021	Sun 14 Mar 2021	101.33149932
Mon 08 Mar 2021	Mon 15 Mar 2021	101.33163480


← Index Value on Loan Start Date (points to 101.32971368)

← Index Value on Loan End Date (points to 101.33163480)

For the example loan, ending on 15 March 2021, the interest rate can be calculated 5 business days in advance on Monday 8 March 2021. This calculation is as follows:

$$\text{Annualised Interest Rate} = \left(\frac{101.33163480}{101.32971368} - 1 \right) \times \frac{365}{14}$$

$$\text{Annualised Interest Rate} = 0.0494290776\%$$



Step 2 - 4 - Calculating the Interest Amount

Lenders and borrowers can use the rounded annualised interest rate, combined with any specified spread(s) to calculate the interest amount as follows:

$$\begin{aligned} \text{Interest Amount} &= \text{Notional} \times (\text{Rounded Annualised Interest Rate} + \text{Spread}) \\ &\times \frac{\text{Duration in Days}}{\text{Day Count Convention}} \end{aligned}$$

For the example loan, assume that interest is specified to be rounded to 5dp and there is a spread set at 0.01%:

$$\text{Interest Amount} = \text{£}100\text{m} \times (0.04943\% + 0.01\%) \times \frac{14}{365}$$

$$\text{Interest Amount} = \text{£}2,729.51$$


Manually Creating a Shift of N Business Days

Some users of the ICE RFR Indexes may prefer an index that uses a lookback with an observational shift, rather than a lookback without an observational shift, also known as a lag. IBA has decided not to publish explicit shifted indexes as users can manually shift one of the published indexes with no lag, to create their own lagged index.

It is important to note that when using a shifted index, the user must consider the potential difference in duration between the loan period and the shifted observation period, as these may not be for the same number of days. This will occur when shifting the start and end dates by N business days results in the shifted start date moving a different number of calendar days than the shifted end date. (This is illustrated in the example below.)

To manually shift one of the indexes with no lag (one of which has a 0% floor) the following steps should be followed to calculate the annualised interest rate and the interest amount:

- **Step 1** - Shift the start date and the end date of the loan back by the required number (N) of business days. Note - that a user can choose any value of N that they wish.
- **Step 2** - Refer to the ICE RFR Index values on each of these **shifted** dates.
- **Step 3** - Calculate the annualised interest rate, with the duration determined by the number of calendar days between the **shifted** loan start and end dates.
- **Step 4** - Calculate the interest amount, with the duration determined by the number of calendar days between the **actual** loan start and end dates, i.e. the dates before applying the shift.



Example Annualised Interest Rate Calculation for a Shift

The following example is for a 30-day based loan, from Monday 21 December 2020 to Wednesday 20 January 2021. The loan is based upon the ICE SONIA Index with a 0% floor and a **2 business day shift** is applied.

- **Step 1** - Shift the start date and the end date of the loan back by 2 business days.

The following diagram shows the original loan dates in **black** and the shifted dates in **blue**.

	Index Publication Date	Index Date	Index Value
Shifted Start Date	Thu 17 Dec 2020	Thu 17 Dec 2020	101.32072045
	Fri 18 Dec 2020	Fri 18 Dec 2020	101.32085564
	Sat 19 Dec 2020	Sat 19 Dec 2020	101.32098972
	Sun 20 Dec 2020	Sun 20 Dec 2020	101.32112379
Loan Start Date	Mon 21 Dec 2020	Mon 21 Dec 2020	101.32125787

	Mon 18 Jan 2021	Mon 18 Jan 2021	101.32493409
	Tue 19 Jan 2021	Tue 19 Jan 2021	101.32507150
Loan End Date	Wed 20 Jan 2021	Wed 20 Jan 2021	101.32521030

In this case the end date has been shifted back by 2 calendar days, whereas the start date has moved across a weekend and as a result has moved back by 4 calendar days. The shifted period is now 32 days, 2 days longer than the actual loan period. This difference in dates must be taken into account when calculating the annualised interest and the interest amount for the loan.

- **Step 2** - Refer to the ICE SONIA Index values on each of these **shifted** dates.

SONIA Index Value on shifted Start Date (17 Dec 2020) = 101.32072045


SONIA Index Value on shifted End Date (18 Jan 2021) = 101.32493409

- **Step 3** - Calculate the annualised interest rate, with the duration determined by the number of calendar days between the **shifted** loan start and end dates.

Shifted Duration (17 Dec 2020 to 18 Jan 2021) = 32 days

$$\text{Annualised Interest Rate} = \left(\frac{101.32493409}{101.32072045} - 1 \right) \times \frac{365}{32}$$

$$\text{Annualised Interest Rate} = 0.047435343\%$$




- **Step 4** - Calculate the interest amount, with the duration determined by the number of calendar days between the **actual** loan start and end dates, i.e. the dates before applying the shift.

Using the previous example, together with an annualised interest rate rounding of 5dp and a spread value of 0.03% for a loan of £100m the interest would be:

Actual Duration = 30 days

$$\text{Interest Amount} = £100m \times (0.04744\% + 0.03\%) \times \frac{30}{365}$$

$$\text{Interest Amount} = £6,364.93$$




How to Access the ICE RFR Indexes

IBA is currently publishing the ICE RFR Indexes (9:30am London time for GBP, EUR and JPY, and 1:30pm London time for USD) which can be referenced in lending contracts or used to help verify interest accruals in loan agreements.

ICE RFR Indexes are calculated daily and can be viewed (for information purposes only) [here](#). Parties wishing to use the ICE RFR Indexes (including for the purposes of interest calculations for financial contracts) should obtain a usage licence from IBA. Prospective licensees should contact IBA's licensing team for further information.”

For more information, refer to [ICE RFR Indexes](#) or contact IBA at IBA@ice.com



Appendix - Calculation of Index Values for Non-Business Days

The industry standard for calculating interest over a period separated by non-business days has a single compounding “step” from one business day to the next with a weighting applied to the overnight rate to account for the additional calendar days. For example, the interest from Friday to Monday is calculated using Friday’s interest rate, multiplied by a weighting of 3, to account for the three calendar days from Friday to Monday.

Any approach for calculating index values for non-business days must conform to this approach for compounding from business day to business day.

Having a single compounding step results in slightly less interest than would have been calculated had Friday’s interest rate instead been compounded on each consecutive calendar day, i.e. from Friday to Saturday, then from Saturday to Sunday and finally from Sunday to Monday.

In the following example, the interest rate on Friday is 2% and the index value on Friday is 100.

The industry standard approach for calculating the index for Monday would be:

$$\text{Monday Index Value} = 100 \times \left(1 + \frac{2\% \times 3}{365}\right)$$

$$\text{Monday Index Value} = 100.016438356164 \text{ (12dp)}$$

$$\text{Monday Index Value} = 100.01643836 \text{ (Rounded to 8dp)}$$

If the interest had instead been compounded on each of these three calendar days individually, then the calculation for Monday’s index value would have been as follows:

$$\text{Monday Index Value} = 100 \times \left(1 + \frac{2\% \times 1}{365}\right)^3$$

$$\text{Monday Index Value} = 100.016439256913 \text{ (12dp)}$$

$$\text{Monday Index Value} = 100.01643926 \text{ (Rounded to 8dp)}$$


The additional compounding on each individual calendar day increases the total amount of interest by a small amount. The resulting index value for Monday is 0.000000900749 higher than the result from the industry standard business-day to business-day compounding approach. This is equivalent to an increase in daily interest of 0.00011%. Therefore, to fit in with existing conventions the index values for non-business days cannot be calculated by compounding each calendar day using the RFR rate from the previous business day.

In line with ISDA standards, IBA has adopted an approach where each non-business day index value is based upon the index value for the preceding business day. The interest rate applied is that for the preceding business day, together with a weighting that is equal to the number of calendar days since that preceding business day. For example, Saturday’s index value is calculated using Friday’s index value and Friday’s interest rate with a weighting of 1. Sunday’s index value is calculated using Friday’s index value and Friday’s interest rate with a weighting of 2. The index value for a non-business day is never calculated using the index value for another business day. For example, a Sunday index value is never calculated using the index value for Saturday.

This approach is essentially the same as linearly interpolating non-business day values using the index values for the business days either side of the non-business days.

IBA adopted this approach as it has the following key advantages:

- It corresponds to the upcoming ISDA standards for use of index values.



- It is easy for users of the ICE RFR Indexes to understand.
- It fits with the existing business-day to business-day compounding convention.

It is important to note that any approach for calculating index values for non-business days cannot both exactly mimic the effect of calendar day compounding for every calendar day at the official RFR rate **and** remain compatible for with the existing business day to business day calculation convention.

Implied Overnight Interest Rates

It is possible to imply the overnight interest rate between any two consecutive index values as follows:

$$\text{Implied Overnight Rate} = \left(\left(\frac{\text{Index Value}_n}{\text{Index Value}_{n-1}} \right) - 1 \right) \times 365$$

Where:

Index Value_n = The index value for any calendar day, n.


Compounded Index_{n-1} = The index value for the calendar day prior to day n

Index values published by IBA are rounded to 8dp. Using these rounded index values to imply an overnight interest rate will always result in a slight approximation of the actual overnight interest rate that was used. This will be the case even for consecutive business days. For example:

SONIA Index value for Monday 22 March 2021 - 101.33352541
SONIA Index value for Tuesday 23 March 2021 - 101.33366117
Implied overnight interest rate for Monday to Tuesday = 0.0489003%
Actual SONIA rate effective on Monday = 0.0489%

The ICE RFR Indexes all use an index base of 100 and 8 decimal places of precision. This provides sufficient accuracy to ensure that, for two consecutive business days, when the implied interest rate is rounded to the same precision as RFR itself (4dp for all RFRs other than SOFR which is published to 3dp), then the implied interest rate will match the official RFR rate.

For some users of ICE RFR Index values for non-business days it is useful to understand the behaviour of implied overnight rates on those non-business days.



The implied overnight interest rates are as follows when using the IBA calculation approach for non-business days for the Friday to Monday example used previously:

Day	IBA Calculated Index Values (Rounded to 8dp)	Implied Overnight Interest Rate (Rounded to 4dp)
Friday	100	2.0000%
Saturday	100.0054795	1.9999%
Sunday	100.0109589	1.9998%
Monday	100.0164384	

The rounded implied interest rate implied for Friday to Saturday is equal to the RFR value on Friday of 2%. The implied interest rate for Saturday to Sunday is slightly lower than the official rate and the interest rate implied for Sunday to Monday is lower still. This will always be the case, with each successive non-business day having a slightly lower implied interest rate than the day before.


IBA considered alternative approaches for calculating index values for non-business days. These approaches aim to either make the implied overnight rate more consistent for non-business days or to ensure that the implied overnight rate matches the official RFR rate for more days:

Approach 1 - Equalising the interest rate over the weekend. This approach requires determining the interest rate that when compounded every day over a weekend, would result in the same index value on Monday as the industry standard approach. This approach ensures that the implied overnight interest rate is identical for every day of the weekend. However, this implied rate will always be lower than the official RFR rate for the Friday before the weekend.

Approach 2 - Using the Official RFR rate for Friday night's overnight rate and then determining the interest rate that when compounded daily for the remaining two days, would result in the same index value on Monday. This approach ensures that the implied interest rate matches the official rate for Friday night. The implied rates for the remaining two nights are identical - although again this rate will be lower than the official RFR rate - and also lower than the rate set under approach 1.

Approach 3 - This approach requires the calculation of two indexes - a Start Index and an End Index. The interest for a period is determined by taking the index value from the Start Index on the loan start date and the index value from the End Index on the loan end date. These indexes have the same index values for business days but use different approaches for calculating index values for non-business days. For the weekend, the Start Index essentially works backwards from the Monday. Sunday's index value is Monday's index value less the interest for one day, calculated using the RFR on Friday and a weighting of one. Saturday's index value is Monday's index value, less two days interest calculated using the RFR on Friday and a weighting of two. The End Index is calculated in the same way as IBA calculates values for non-business days. The overall result is that the implied overnight interest rate for both Friday to Saturday and Sunday to Monday match the official RFR rate for Friday.

The above approaches could potentially be viewed as being more "mathematically correct" by some users. However, IBA decided that the added complexity of such approaches outweighed any such potential advantages. These issues of extra complexity were regarded as significant as the ICE RFR Indexes are aimed primarily at providing a simple mechanism for calculating interest for a broad section of lenders and borrowers with differing levels of understanding of daily compounding using an RFR. Such issues of complexity were especially acute for Approach 3, as it requires the calculation and publication of separate start and end indexes and would require end users to use these two separate indexes correctly when calculating interest. This would significantly increase the potential for errors.



Disclaimers

PLEASE ENSURE YOU READ THE BELOW INFORMATION AND DISCLAIMER CAREFULLY. PLEASE ENSURE YOU TAKE SPECIFIC AND PROFESSIONAL LEGAL, TAX, REGULATORY AND FINANCIAL ADVICE AS APPROPRIATE BEFORE USING, OR INVESTING IN ANY FINANCIAL INSTRUMENT OR ENTERING INTO ANY CONTRACT LINKED TO, ICE BENCHMARK ADMINISTRATION LIMITED'S BENCHMARK OR OTHER INFORMATION.

ICE Benchmark Administration Limited (IBA) is a benchmark administrator and licenses benchmark and other information to users for purposes including: valuation and pricing activities, use as a reference rate in transactions and for the creation of financial products; redistribution to third parties; trading and clearing activities; historical access; and the issuance of exchange traded products. IBA reserves all rights in this benchmark and other information and in the methodologies and other information disclosed on IBA's website, and in the copyright in this document and those on IBA's website. None of IBA's benchmark and other information may be used without a written licence from IBA and such benchmark and other information is provided solely for the purposes specified in the relevant licence.

ICE, LIBOR, ICE LIBOR, ICE Swap Rate and ICE Benchmark Administration are trademarks of IBA and/or its affiliates. All rights in these trademarks are reserved and none of these rights may be used without a written licence from IBA and/or its affiliates, as applicable.


Historical benchmark and other information may not be indicative of future information or performance. None of IBA, Intercontinental Exchange, Inc. (ICE) or any third party that provides data used to administer or determine any benchmark and other information (a Data Provider), or any of its or their affiliates, makes any claim, prediction, warranty or representation whatsoever, expressly or impliedly, as to the timeliness, accuracy or completeness of its benchmark or other information, the results to be obtained from the use of its benchmark or other information, or as to the appropriateness or suitability of any such benchmark or other information for any particular purpose to which it might be put.

IBA is a benchmark administrator, authorised and regulated by the Financial Conduct Authority. At the end of the transition period in relation to the withdrawal of the UK from the EU, which ended at 11:00 pm on December 31, 2020, IBA ceased to be authorised as a benchmark administrator under the EU Benchmarks Regulation and is now authorised as a benchmark administrator under the UK Benchmarks Regulation, as may be amended from time to time. IBA is not a manufacturer or distributor of any investment or product, whether based on its benchmark or other information or otherwise, for purposes of Directive 2014/65/EU and Regulation (EU) No 600/2014 (MiFID II) or Regulation (EU) No 1286/2014 (PRIIPs) (as such legislation has been on-shored into UK legislation).

IBA does not provide legal, tax or investment advice or recommendations regarding securities and no publication of benchmark and other information should be taken as constituting financial or investment advice or a recommendation of securities, an invitation or inducement to engage in any investment activity, including any securities transaction, or a financial promotion.

As a result, IBA is not responsible for carrying out any target market assessment or supplying any key information document in relation to its benchmark or other information or otherwise. IBA is not responsible for and makes no representation regarding the appropriateness or suitability of using, or investing in any financial instrument or entering into any contract linked to, IBA's benchmark or other information and any decision to engage in such use or to invest in any such instrument or enter into any such contract should not be made in reliance on IBA's benchmark or other information. You should consult relevant disclosures by your counterparties or seek advice from professional advisors in relation to any intended use of, or investing in any financial instrument or entering into any contract linked to, IBA's benchmark or other information.

Any of: (i) the basis or methodology for calculation or determination, (ii) the input data used for calculation or determination, (iii) the underlying economic reality or market represented or measured, (iii) the name, or (iv) the administrator, in respect of any benchmark or other information may change, including, without limitation, pursuant to applicable law, an order of a regulatory or other competent authority or procedures undertaken in accordance with applicable laws, which may result in short-term or long-term changes to such benchmark or other information or to their characteristics. Benchmark or other information may be expanded (for example to cover more currencies or



tenors), reduced, changed, discontinued or terminated at any time, including, without limitation, pursuant to applicable law, an order of a regulatory or other competent authority or procedures undertaken in accordance with applicable law, or because of factors beyond IBA's control. Benchmark or other information may cease to be representative of the economic reality or underlying market that they are intended to measure or represent, but that may not be grounds for IBA invoking a contingency procedure and IBA may be required, pursuant to applicable laws or an order of a regulatory or other competent authority, to make changes and/or continue to publish the affected benchmark or other information. Use of a benchmark or other information may also be prohibited or restricted under applicable laws and regulation.

Users of IBA's benchmark or other information should produce and maintain robust written fallback provisions and plans setting out the actions that would be taken in the event of material changes to or cessation of the relevant benchmark or other information. These should include, where feasible and appropriate, specifying alternative benchmarks that could be referenced as a substitute with reasons as to why they are suitable alternatives. Various factors, including those beyond IBA's control, might necessitate material changes to or cessation of a benchmark or other information. Please ensure that any financial instrument or contract that you invest in or are a party to linked to IBA's benchmark or other information contains such provisions and plans and that you consider the potential impact on any relevant financial instrument or contract of a material change or cessation of the relevant benchmark or other information.

To the fullest extent permitted by applicable law, none of IBA, ICE or any Data Provider, or any of its or their affiliates will be liable in contract or tort (including negligence), for breach of statutory duty or nuisance or under antitrust laws, misrepresentation or otherwise, in respect of any inaccuracies, errors, omissions, delays, failures, cessations or changes (material or otherwise) in IBA's benchmark and other information, or for any damage, expense or other loss (whether direct or indirect) you may suffer arising out of or in connection with IBA's benchmark and other information or any reliance you may place upon it. All implied terms, conditions and warranties, including without limitation as to quality, merchantability, fitness for purpose, title or non-infringement, in relation to IBA's benchmark and other information are hereby excluded to the fullest extent permitted by applicable law.

SONIA is published by the Bank of England and is used for the purposes of the ICE RFR Indexes Webpage under licence from the Bank of England subject to the Bank of England's [Disclaimers for SONIA](#). The "SONIA" mark is used under licence from the Bank of England (the benchmark administrator of SONIA), and the use of such mark does not imply or express any approval or endorsement by the Bank of England. "Bank of England" and "SONIA" are registered trademarks of the Bank of England. The Bank of England has no liability for your use of the data.

SOFR is subject to the Terms of Use posted at [newyorkfed.org](#). The New York Fed is not responsible for publication of the ICE RFR Indexes by ICE Benchmark Administration Limited, does not sanction or endorse any particular republication, and has no liability for your use. ICE and IBA are not affiliated with the New York Fed. The New York Fed does not sanction, endorse, or recommend any products or services offered by ICE or IBA.

About Intercontinental Exchange

[Intercontinental Exchange, Inc.](#) (NYSE: ICE) is a Fortune 500 company that designs, builds and operates digital networks to connect people to opportunity. We provide financial technology and data services across major asset classes that offer our customers access to mission-critical workflow tools that increase transparency and operational efficiencies. We operate [exchanges](#), including the [New York Stock Exchange](#), and [clearing houses](#) that help people invest, raise capital and manage risk across multiple asset classes. Our comprehensive fixed income [data services](#) and execution capabilities provide information, analytics and platforms that help our customers capitalize on opportunities and operate more efficiently. At [ICE Mortgage Technology](#), we are transforming and digitizing the U.S. residential mortgage process, from consumer engagement through loan registration. Together, we transform, streamline and automate industries to connect our customers to opportunity.

Trademarks of ICE and/or its affiliates include Intercontinental Exchange, ICE, ICE block design, NYSE and New York Stock Exchange. Information regarding additional trademarks and intellectual property rights of Intercontinental Exchange, Inc. and/or its affiliates is located [here](#). Key Information Documents for certain products covered by the



EU Packaged Retail and Insurance-based Investment Products Regulation can be accessed on the relevant exchange website under the heading “Key Information Documents (KIDS).”

Safe Harbor Statement under the Private Securities Litigation Reform Act of 1995 -- Statements in this press release regarding ICE's business that are not historical facts are "forward-looking statements" that involve risks and uncertainties. For a discussion of additional risks and uncertainties, which could cause actual results to differ from those contained in the forward-looking statements, see ICE's Securities and Exchange Commission (SEC) filings, including, but not limited to, the risk factors in ICE's Annual Report on Form 10-K for the year ended December 31, 2020, as filed with the SEC on February 4, 2021.